

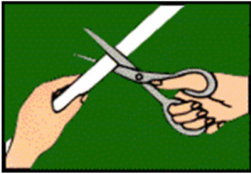
Adding Grids to LOCH RAVEN VILLAGE Windows

Loch Raven Village covenants state that all LRV homes – in keeping with the architecture – must have 6/6 gridded windows. As a courtesy, ALRV has put together this sheet to assist in understanding and installing grids to your home's windows. We hope you find this information helpful.


NOTE: ALRV neither endorses nor has affiliation with any vendors. However, we wanted to share NewPan.es.com (online resource) as an example of how one might go about ordering window grids. You are of course free to choose any vendor or product that will give the correct look to your windows. ALRV recommends residents conduct their own research and follow manufacturer instructions for precise measuring and ordering of a particular product.



BASIC PRINCIPLE:



1. Cut strips with scissors.



2. Push strips onto connectors

3. Attach each outside edge of newly made grid to glass with Velcro, Super Double Stick Tape, or Knife Blade

HOW TO ORDER:

Go to the NewPan.es.com site and click "Pricing/Ordering", scroll down to "Individual Parts" and "Ways of Attachment". Choose your quantities (see diagram below) and "add to cart".

NOTE: LRV windows do NOT require the "Full Surround" – an extra frame with additional expense and material that covers more glass/viewing space. "Kits" contain parts that are not needed and are not as cost effective for LRV.

PARTS NEEDED:



Strips



Cross Connectors



Velcro OR
Double Stick Tape

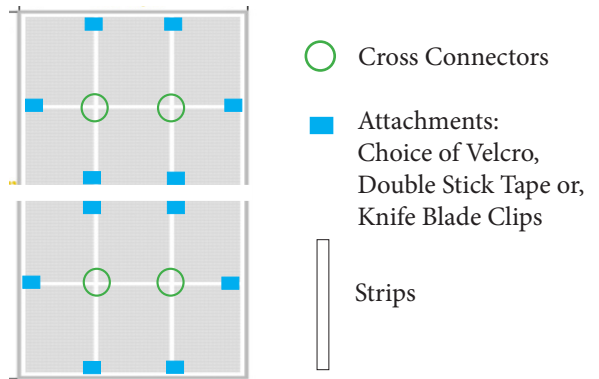
OR



Knife Blade Clip

EXAMPLE ORDER for 6 LRV windows:

To install the grids all you'll need is scissors, a tape measure and a bit of patience :)



Parts needed to add grids to 6 LRV windows:

- 24 Cross Connectors = \$35
- 72 pieces of ONE of the 3 attachment methods:
 - Velcro: 6, 6" strips = 72, 0.5" attachments, totaling \$38
 - Double Stick Tape: 6, 6" strips = 72, 0.5" attachments, totaling \$16
 - Knife Blade Clips: 72, totaling \$42
- 20 Strips (sold in 4 ft. lengths) = \$83

To add grids to 6 LRV windows (ex. front windows: bathroom, 2 bedroom, 3 livingroom) you'll need to measure your windows and order parts. Each of the 6 windows are made up of one upper and one lower piece of glass, approx. 28" x 25" each:

